



Pathways Academy Charter School Adult Education









Grades 9-12
CDS Code 37-75416-0139451

Jarom Luedtke
Executive Director
jluedtke@pathwaysacademy.education

100 East San Marcos Boulevard, Suite 350
San Marcos, CA 92069
(760) 494-9646

www.pathwaysadulthoodeducation.org







Executive Director's Message

As a first-year school, Pathways Academy Charter School-Adult Education (PACSEA) delivers quality online content with highly qualified teachers. Students can access their courses 24/7, working at their own pace to finish their high school diploma. Students receive weekly outreach from a teacher and have access to teachers via phone, email, text message or instant message.

Each student receives a personalized learning plan from their teacher with the courses left to meet graduation requirements. Students also get college and career counseling to help them towards their postsecondary goals.

Our program is highly flexible, focusing on mastery based instruction. Students take an online exam at the beginning of all core courses. Previous knowledge will result in a decrease in assigned course work, allowing students to complete courses faster by demonstrating mastery of California content standards. This means that students focus on coursework that they struggle with and bypass assignments for which the student has shown content mastery.

Pathways Academy Charter School - Adult Education partners with local WIOA offices to provide students with vocational training in conjunction with a high school diploma. Upon completion of their vocational training and high school requirements, graduates are poised to be competitive applicants in high-demand fields of employment. Additionally, our Board of Directors are second-to-none and demonstrates the importance of rock-solid school governance with a strong focus on policy development and fiscal health.

Mission Statement

PACSAE seeks to develop literate, educated thinkers and achievers who:

- Respect themselves
- Respect others
- Pursue knowledge
- Apply facts and theories to solve problems
- Participate productively in the economy and their communities
- Become motivated and able to learn for a lifetime

PACSAE will pursue this vision with a philosophy of:

- Hiring, supporting, and continuously training a high-quality faculty and administration
- Working cooperatively with staff, students and client agencies
- Tailoring education programs to meet each student's needs
- Assessing students on an ongoing basis
- Holding ourselves accountable for producing positive outcomes

To achieve our objectives, PACSAE will:

- Market our school as broadly as possible to attract talented faculty and staff
- Create program-improvement teams among our staff, our students and our client agencies
- Develop Student Achievement Plans for each of our students
- Employ innovative real-time assessment instruments to measure student needs and progress
- Monitor our success in improving student competencies—awarding achievement and correcting deficiencies.



Parental Involvement

Pathways Academy Charter School Adult Education program is an Adult Education program, therefore all involvement is through the students; however, in the case of minor students being enrolled in the school, parents are involved in their enrollment and in the support of their academic achievement.

School Safety

The school safety plan was last reviewed, updated and discussed with the school faculty in July and December 2019. The safety plan may be viewed on request.

School Accountability Report Card

In accordance with state and federal requirements, the School Accountability Report Card (SARC) is put forth annually by all public schools as a tool for parents and interested parties to stay informed of the school's progress, test scores and achievements.



Vision Statement

Sustainable Quality

Our chartered programs have the flexibility to create customizable learning for any student, no matter their past experience in traditional education, with a strong foundation of award-winning educator experience.

Individualized Learning

Students of all backgrounds find themselves learning like never before as they are supported and guided by our education expertise to find the best program for their needs and goals.

Integrity

Founded by educators, our programs are held to the highest standards of financial and curriculum excellence so that students thrive.

Innovation for Every Student

The uniqueness of every student is matched by our diverse array of programs that are always innovating and pushing forward for the betterment of student learning.

Collaborative Partners

We strengthen relationships between families, programs, authorizers, and the community to create a learning environment that supports everyone.



Board of Education

Tom Schaaf, President

Charlie Padilla, Vice President

Rudy Kastelic, Member



California Assessment of Student Performance and Progress (CAASPP)

For the 2018-19 school year, the CAASPP consists of several key components, including:

California Alternate Assessments (CAA) test includes both ELA/literacy and mathematics in grades 3-8 and 11. The CAA is given to those students with the most significant cognitive disabilities whose current individualized education program (IEP) designates an alternate assessment.

Smarter Balanced Assessments include ELA/literacy and mathematics in grades 3-8 and 11. Smarter Balanced Assessments are designed to measure student progress toward college and career readiness.

The assessments under CAASPP show how well students are doing in relation to the state-adopted content standards. On each of these assessments, student aggregate scores are reported as achievement standards. For more information on the CAASPP assessments, please visit www.cde.ca.gov/ta/tg/ca.

CAASPP Test Results in Science for All Students (grades 5, 8 and high school)

The California Science Test (CAST) was administered operationally during the 2018-19 school year. However, these data are not available for inclusion in the 2018-19 SARC posting due February 1, 2020. These data will be included in the 2019-20 SARC posting due February 1, 2021.

Percentage of Students Scoring at Proficient or Advanced			Two-Year Data	
	Warner USD		California	
Subject	17-18	18-19	17-18	18-19
Science	✧	✧	✧	✧

CAASPP Test Results in ELA and Mathematics for All Students (grades 3-8 and 11)

The table below shows the percentage of students meeting or exceeding the state standards in English language arts (ELA)/literacy and mathematics. Pathways Academy Charter School-Adult Education opened in the 2019-20 school year therefore no data is available for the school.

Percentage of Students Meeting or Exceeding State Standards			Two-Year Data	
	Warner USD		California	
Subject	17-18	18-19	17-18	18-19
English language arts/literacy	45%	47%	50%	51%
Mathematics	30%	30%	38%	40%

California Physical Fitness Test

Each spring, all students in grades 5, 7 and 9 are required to participate in the California Physical Fitness Test (PFT). The Fitnessgram is the designated PFT for students in California public schools put forth by the State Board of Education. The PFT measures six key fitness areas:

1. Aerobic Capacity
2. Body Composition
3. Flexibility
4. Abdominal Strength and Endurance
5. Upper Body Strength and Endurance
6. Trunk Extensor Strength and Flexibility

Encouraging and assisting students in establishing lifelong habits of regular physical activity is the primary goal of the Fitnessgram. Pathways Academy Charter School-Adult Education opened in the 2019-20 school year therefore no data is available for the school. For more detailed information on the California PFT, please visit www.cde.ca.gov/ta/tg/pf.

Suspensions and Expulsions

This table shows the school, district, and state suspension and expulsion rates for the most recent three-year period. Pathways Academy Charter School-Adult Education opened in the 2019-20 school year therefore no data is available for the school. Note: Students are only counted one time, regardless of the number of suspensions.

Suspensions and Expulsions				Three-Year Data		
	Warner USD			California		
	16-17	17-18	18-19	16-17	17-18	18-19
Suspension rates	0.4%	0.3%	0.5%	3.6%	3.5%	3.5%
Expulsion rates	0.0%	0.0%	0.0%	0.1%	0.1%	0.1%



Textbooks and Instructional Materials

Edgenuity curriculum is our online program, which is state standards aligned, A-G approved and Common Core aligned. An extensive curriculum review of the major online vendors determined that Edgenuity was the best fit for our program. We constantly review the market and make comprehensive decisions based on standards alignment and resources. We also survey students and parents annually for feedback.

Edgenuity is our board-approved selected core curriculum for our online program. For more information, current course lists and video demonstration, please visit the following links.

- www.edgenuity.com
- www.edgenuity.com/course-lists/Edgenuity-California-Course-List.pdf
- www.edgenuity.com/solutions/high-school

Curriculum selection is a collaborative process that begins with our credentialed teachers and students discussing the particular needs of the individual student. The teacher creates an education plan—including the curriculum and service vendor classes—that are tailored to the student's learning style, level and preferred educational philosophy, within the guidelines of state standards.

The curriculum is designed to cover the full content in each core subject by the end of each academic year. However, the flexible pacing in our approach enables the student, under the guidance of the teacher, to spend more intensive time and effort in specific areas of need. Additionally, student needs are identified through ongoing assessments to inform and guide appropriate and effective intervention strategies.

Textbooks and Instructional Materials List		2019-20 School Year
Subject	Textbook	
Reading/language arts	Edgenuity	
Mathematics	Edgenuity	
Science	Edgenuity	
History/social science	Edgenuity	

School Facilities

Pathways Academy Charter School-Adult Education program is virtual, therefore, the administrative office is the only facility.



Graduation and Dropout Rates

This table displays the graduation and dropout rates for the most recent three-year period for which data is available. Pathways Academy Charter School-Adult Education opened in the 2019-20 school year therefore no data is available for the school. The four-year adjusted cohort graduation rate is the number of students who graduate in four years with a regular high school diploma divided by the number of students who form the adjusted cohort for the graduating class. From the beginning of grade 9 (or the earliest high school grade), students who are entering that grade for the first time form a cohort that is "adjusted" by adding any students who subsequently transfer into the cohort and subtracting any students who subsequently transfer out. For more information, please visit <http://dq.cde.ca.gov/dataquest>.

Graduation and Dropout Rates				Three-Year Data		
	Graduation Rate			Dropout Rate		
	15-16	16-17	17-18	15-16	16-17	17-18
Warner USD	76.90%	50.50%	65.70%	15.40%	24.30%	23.80%
California	83.80%	82.70%	83.00%	9.70%	9.10%	9.60%

Quality of Textbooks

The following table outlines the criteria required for choosing textbooks and instructional materials. Pathways Academy Charter School-Adult Education provides an educational experience of personalized learning and academic instructional materials aligned to the required state guidelines. Pathways Academy Adult Education balances flexibility with accountability and high academic excellence for students seeking a personalized educational experience.

Quality of Textbooks	
2019-20 School Year	
Criteria	Yes/No
Are the textbooks adopted from the most recent state-approved or local governing-board-approved list?	Yes
Are the textbooks consistent with the content and cycles of the curriculum frameworks adopted by the State Board of Education?	Yes
Do all students, including English learners, have access to their own textbooks and instructional materials to use in class and to take home?	Yes

Availability of Textbooks and Instructional Materials

The following lists the percentage of pupils who lack their own assigned textbooks and instructional materials.

Percentage of Students Lacking Materials by Subject	
2019-20 School Year	
Reading/language arts	0%
Mathematics	0%
Science	0%
History/social science	0%
Visual and performing arts	0%
Foreign language	0%
Health	0%
Science laboratory equipment	0%

Public Internet Access

Internet access is available at public libraries and other locations that are publicly accessible (e.g., the California State Library). Access to the internet at libraries and public locations is generally provided on a first-come, first-served basis. Other use restrictions include the hours of operation, the length of time that a workstation may be used (depending on availability), the types of software programs available at a workstation, and the ability to print documents.

Teacher Qualifications

This table shows information about teacher credentials and teacher qualifications. Teachers without a full credential include teachers with district and university internships, pre-internships, emergency or other permits, and waivers. For more information on teacher credentials, visit www.ctc.ca.gov.

Teacher Credential Information		Three-Year Data		
	Warner USD	Pathways Academy		
Teachers	19-20	17-18	18-19	19-20
With a full credential	◇	×	×	4
Without a full credential	◇	×	×	0
Teaching outside subject area of competence (with full credential)	◇	×	×	0

Teacher Misassignments and Vacant Teacher Positions

This table displays the number of teacher misassignments (positions filled by teachers who lack legal authorization to teach that grade level, subject area, student group, etc.) and the number of vacant teacher positions (not filled by a single designated teacher assigned to teach the entire course at the beginning of the school year or semester). Please note that total teacher misassignments includes the number of teacher misassignments of English learners.

Teacher Misassignments and Vacant Teacher Positions		Three-Year Data		
		Pathways Academy		
Teachers		17-18	18-19	19-20
Teacher misassignments of English learners		×	×	0
Total teacher misassignments		×	×	0
Vacant teacher positions		×	×	0



"Each student will receive a personalized learning plan from their teacher with the courses left to meet graduation requirements."

Professional Development

Professional Development Days		Three-Year Data		
		2017-18	2018-19	2019-20
Number of school days dedicated to staff development and continuous improvement		×	×	6

◇ Information is not available.

× Pathways Academy Charter School-Adult Education opened in the 2019-20 school year therefore no data is available for



Financial Data

The financial data displayed in this SARC is from the 2017-18 fiscal year. The most current fiscal information available provided by the state is always two years behind the current school year and one year behind most other data included in this report. For detailed information on school expenditures for all districts in California, see the California Department of Education (CDE) Current Expense of Education & Per-pupil Spending web page at www.cde.ca.gov/ds/fd/ec. For information on teacher salaries for all districts in California, see the CDE Certificated Salaries & Benefits web page at www.cde.ca.gov/ds/fd/cs. To look up expenditures and salaries for a specific school district, see the Ed-Data website at www.ed-data.org.

District Financial Data

This table displays district teacher and administrative salary information and compares the figures to the state averages for districts of the same type and size based on the salary schedule. Note: The district salary data does not include benefits.

Salary Data		2017-18 Fiscal Year
	Warner USD	Similar Sized District
Beginning teacher salary	◇	\$43,574
Midrange teacher salary	◇	\$63,243
Highest teacher salary	◇	\$86,896
Average elementary school principal salary	◇	\$103,506
Average middle school principal salary	◇	\$108,961
Average high school principal salary	◇	\$108,954
Superintendent salary	◇	\$136,125
Teacher salaries: percentage of budget	24%	30%
Administrative salaries: percentage of budget	6%	6%

Financial Data Comparison

This table displays the school's per-pupil expenditures from unrestricted sources and the school's average teacher salary and compares it to the district and state data.

Financial Data Comparison		2017-18 Fiscal Year
	Expenditures Per Pupil From Unrestricted Sources	Annual Average Teacher Salary
Pathways Academy	×	×
Warner USD	◇	◇
California	\$7,507	\$64,732
School and district: percentage difference	×	×
School and California: percentage difference	×	×


◇ Information is not available.

× Pathways Academy Charter School-Adult Education opened in the 2019-20 school year therefore no data is available for

School Financial Data

The following table displays the school's average teacher salary and a breakdown of the school's expenditures per pupil from unrestricted and restricted sources.

School Financial Data	
2017-18 Fiscal Year	
Total expenditures per pupil	×
Expenditures per pupil from restricted sources	×
Expenditures per pupil from unrestricted sources	×
Annual average teacher salary	×



Expenditures Per Pupil

Supplemental/restricted expenditures come from money whose use is controlled by law or by a donor. Money that is designated for specific purposes by the district or governing board is not considered restricted. Basic/unrestricted expenditures are from money whose use, except for general guidelines, is not controlled by law or by a donor.

Pathways Academy Charter School-Adult Education

Data for this year's SARC was provided by the California Department of Education and school and district offices. For additional information on California schools and districts and comparisons of the school to the district, the county and the state, please visit DataQuest at <http://dq.cde.ca.gov/dataquest>. DataQuest is an online resource that provides reports for accountability, test data, enrollment, graduates, dropouts, course enrollments, staffing and data regarding English learners. Per Education Code Section 35256, each school district shall make hard copies of its annually updated report card available, upon request, on or before February 1.

All data accurate as of December 2019.

School Accountability Report Card

PUBLISHED BY:



School
Innovations
& Achievement

www.sia-us.com | 800.487.9234